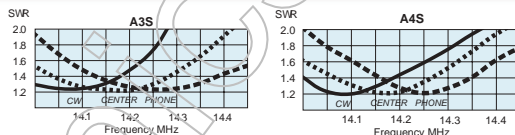



## A4S Four Element Beam - 10, 15 & 20 Meters

### With stainless steel hardware.

The A4S is the true, high performance tribander. Precisely tuned high-power traps, carefully selected element lengths, and proper spacing combine to make the A4S the preferred antenna for your HF work! This is the premium antenna with all the features that you want. High gain, low SWR, and wide bandwidth keep the contacts coming in. All U-bolts, clamps and hardware are stainless steel. The A4S has pinned boom sections and formed aluminum brackets to keep elements straight under all conditions. Our solid construction keeps the A4S on the tower! Add 40 meters with A744 kit.



## A3S Three Element Beam - 10, 15 & 20 Meters

### With stainless steel hardware.

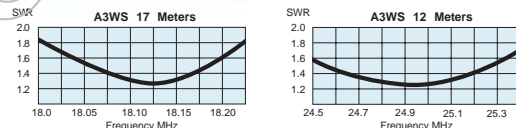
The A3 World Ranger, our top selling tribander, has become the A3S with all stainless steel hardware. It's a real power-house in a small space and lets you work the pile-ups with confidence. All you need is a lightweight tower and rotator to enjoy the benefits of the A3S. It's a proven performer in DX-peditions and contests and handles full power from your linear. Construction features include pinned boom sections, heavy duty element clamps with backing plates plus all stainless steel hardware. When space is at a premium, but you want the benefits of a full-size tribander, the A3S is right for you! Add 40 meters with A743 kit.



## A3WS WARC Bands 3 Element - 12 & 17 Meters



Enjoy the excitement of the WARC bands with this popular beam. The A3WS gives full performance on 12 and 17 meters. With the addition of our easy-to-use A103 add on kit, it will also cover 30 meters. A3WS needs only a lightweight tower and rotator or you can mount it above an existing tribander. Construction features include pinned boom sections, heavy duty element clamps with backing plates plus all stainless steel hardware.



MODEL	A4S	A3S	A3WS
Frequency, MHz:	28, 21, 14	28, 21, 14	24, 18
No. Elements:	4	3	3
Forward Gain, dBi:	8.9	8.0	8.0
Front to Back Ratio, dB:	25	25	25
SWR 1.2:1 Typical:			
2:1 Bandwidth KHz:	>500	>500	300
Power Rating, Watts PEP:	1500	1500	1500
3 dB Beam Width, Deg. E Plane:	58	60	60
Boom Length, ft (m):	18 (5.48)	14 (4.27)	14 (4.27)
Boom Diameter, in (cm):	2 (5.10)	1.5 (3.81)	1.5 (3.81)
Longest Element, ft (m):	32 (9.75)	27.75 (8.45)	25.1 (7.66)
Element Center Dia, in (cm):	1.25 (3.18)	1.25 (3.18)	1.25 (3.18)
Turning Radius, ft (m):	18.4 (5.49)	15.5 (4.72)	14.4 (4.4)
Mast Size Range, in (cm):	1.25-2.00 (3.18-5.08)	1.25-2 (3.18-5.08)	1.25-2 (3.18-5.08)
Wind Load, ft <sup>2</sup> (m <sup>2</sup> ):	5.50 (0.51)	4.36 (0.40)	4.1 (0.38)
Weight, lb (kg):	37 (16.8)	27 (12.9)	22.5 (10.2)

## 30 & 40 Meter Add-On Kit s - For A3S, A4S & A3W S

40 meters will come alive by adding one of these kits to the dipole of your A3S or A4S. The kits include high power traps with heavy wall fiberglass insulator and all hardware. A simple adjustment allows 30 meter operation. For our newest beam, the A3WS, we have a 30 meter add on kit, the A103.

- A743** 7 MHz/10 MHz kit for A3S
- A744** 7 MHz/10 MHz kit for A4S
- A103** 10 MHz kit for A3WS

MODEL	A743/A744	A103
<b>BAND</b>	7 MHz (40m) 10 MHz (30m)	10 MHz (30m)
Driven Element with Adapter kit, ft (m)	33.19 min. 27.12 min. 35.33 max. 28.4 max. (10.12-10.77) (8.27-8.66)	32.1 (9.8)
Windloading ft <sup>2</sup> (m <sup>2</sup> )	.58 (.05) .27 (.03)	.45 (.04)
Bandwidth, KHz	125 150	250
Power Rating, Watts	2000 PEP 2000 PEP	2000 PEP
Side Rejection, dB	20 20	20
Weight, lb (kg)	3.44 (1.56) 2.29 (1.04)	3.25 (1.47)

## Rotatable Dipoles



Our World Ranger Dipoles give bi-directional patterns and rotatable convenience. You can mount them high and away from the trees for better performance than a wire dipole. These single and multi-band dipoles feature high-performance traps, heavy wall tubing, and rugged hardware for years of enjoyment.

MODEL	D40	D4	D3	D3W
Frequency, MHz:	7	28,21,14,7	28,21,14	24,18,10
SWR 1.2:1 Typical:				
2:1 Bandwidth, KHz:	40>125	>350	>500	>200
Power Rating				
Watts PEP:	1500	1500	1500	1500
Length ft:	42.25 (12.88)	35.8 (10.92)	25.8 (7.86)	34.0 (10.37)
Mast Size, in(cm):	1.5-2 (3.8-5)	1.5-2 (3.8-5)	1.5-2 (3.8-5)	1.5-2 (3.8-5)
Wind Load, ft <sup>2</sup> (m <sup>2</sup> ):	1.3 (.12)	1.3 (.12)	.9 (.08)	.9 (.08)
Weight, lb (kg):	12 (5)	13 (6)	9 (4)	11 (5)